

Student Name: \_\_\_\_\_

**Entering First Grade**

Dear Parents,

I am looking forward to the privilege of teaching your child in 1<sup>st</sup> grade next year! I know they grew so much in Kindergarten and want to help them maintain that growth during the summer. The “summer slide” or summer learning loss has been an issue schools and educational experts have been concerned about for a while. We want our students to enjoy their summer while at the same time continuing to hold onto the progress they made during the school year. In hopes of helping your child, we have come up with several activities to complete over the summer.

- **Required** Summer reading and math practice packet
  - See suggested pacing guide on separate page
- **Required** Reflex Math practice
  - See informational sheet on separate page
- AR (Accelerated Reader) will be open for the summer. Students may log in and take AR tests on books that they read over the summer. **We have also provided a June and July calendar to record the titles of books that students read over the summer.**
  - AR Website: <https://global-zone51.renaissance-go.com/welcomeportal/211290>
  - AR Login:
    - Username: firstname.lastname (i.e. John Smith = john.smith)
    - Password: abc
  - Student’s recommended AR reading level: \_\_\_\_\_
    - You can look up books by level at [arbookfind.com](http://arbookfind.com).



- There are also many apps that can be helpful for skills practice:
  - Starfall
  - ABCya
  - Epic!

The reading and math packets will be turned in within the first week of school. Have a wonderful summer—I can’t wait to see you in August!

God Bless,  
Mrs. Downing

## **Flex First Grade Summer Practice Packet Suggested Pacing**

- First week of June: Pages 1-2
- Second week of June: Pages 3-4
- Third week of June: Pages 5-6
- Fourth week of June: Pages 7-8
- Second week of July: Pages 9-10
- Third week of July: Pages 11-12
- Fourth week of July: Pages 13-14

Dear Parents,

Addition and subtraction math fact fluency is vitally important to 1<sup>st</sup> grade and beyond math skills. It is important that students can automatically recall their facts from 0-12 quickly. Students have from now until the beginning of 1<sup>st</sup> grade to be **at least 90% fluent** in their facts in Reflex Math. **If they have not reached 90% fluency in Reflex Math by the beginning of 1<sup>st</sup> grade, please understand that weekly math facts homework will be required in 1<sup>st</sup> grade to get them up to pace.**

Feel free to add extra practice measures over the summer, such as traditional flash cards. Pull out all the flash cards that your child knows, and practice 5-7 unknown facts until your child knows them, adding in a few more new facts each week.

Your child's fact fluency can be checked in Reflex in the student or parent portal. When your child logs into Reflex, their percentage of Fluency shows up. The specific facts that your child can answer fluently can be seen on their account after they complete the initial games. When they make it to their island, click on the avatar in the bottom right corner. Then, click on the icon with four squares, which will bring up a pyramid of facts mastered.

Login information for Reflex Math can be found below. Thank you for supporting your child in this important academic milestone!

God bless,  
Mrs. Downing

## Reflex Math Login Information

Website: <https://apps.explorelearning.com/account/el/login/student>

Teacher's Username: alisha.downing

Student Username: \_\_\_\_\_


Student Password: \_\_\_\_\_

# JUNE



| Sunday | Monday | Tuesday | Wednesday | Thursday | Friday | Saturday |
|--------|--------|---------|-----------|----------|--------|----------|
|        |        |         |           |          |        | 1        |
| 2      | 3      | 4       | 5         | 6        | 7      | 8        |
| 9      | 10     | 11      | 12        | 13       | 14     | 15       |
| 16     | 17     | 18      | 19        | 20       | 21     | 22       |
| 23     | 24     | 25      | 26        | 27       | 28     | 29       |
| 30     |        |         |           |          |        |          |

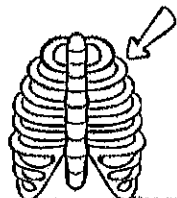
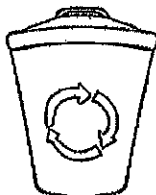

# JULY



|    | Sunday | Monday | Tuesday | Wednesday | Thursday | Friday | Saturday |
|----|--------|--------|---------|-----------|----------|--------|----------|
|    | 1      |        | 2       | 3         | 4        | 5      | 6        |
| 7  | 8      |        | 9       | 10        | 11       | 12     | 13       |
|    |        |        |         |           |          |        |          |
| 14 | 15     |        | 16      | 17        | 18       | 19     | 20       |
|    |        |        |         |           |          |        |          |
| 21 | 22     |        | 23      | 24        | 25       | 26     | 27       |
|    |        |        |         |           |          |        |          |
| 28 | 29     |        | 30      | 31        |          |        |          |
|    |        |        |         |           |          |        |          |


Name \_\_\_\_\_

# Word Ladder



rib

START




Name: \_\_\_\_\_

TRACE IT

BUILD IT

BREAK IT APART

16



how many tens?

1

how many ones?

6

13



how many tens?

\_\_\_\_\_

17



how many tens?

\_\_\_\_\_

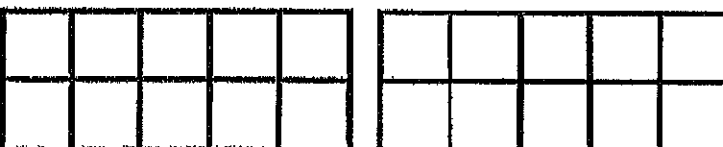
12



how many tens?

\_\_\_\_\_

15



how many tens?










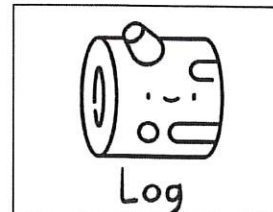



\_\_\_\_\_

Name: \_\_\_\_\_

Date: \_\_\_\_\_

# CVC Rhyming Words

Color the pictures that rhyme with the one on the left.















THANK YOU for downloading this FREE resource from POINT SIMPLE LANGUAGES.  
I hope your students enjoy it. Your feedback is appreciated!!







Name: \_\_\_\_\_

# What's the Missing Number?

|   |   |    |  |    |   |   |    |   |   |
|---|---|----|--|----|---|---|----|---|---|
| 1   | 2   | 3  | 4  | 5  | 6   | 7   | 8  | 9   | 10  |
| 11  |  | 13 | 14   | 15 | 16  | 17  | 18 | 19  | 20  |
| 21  | 22  | 23 | 24   | 25 |    | 27  | 28 | 29  | 30  |
| 31  | 32  | 33 | 34   | 35 | 36  | 37  | 38 | 39  |  |
| 41  | 42  | 43 | 44   | 45 | 46  | 47  | 48 | 49  | 50  |
| 51  | 52  | 53 |  | 55 | 56  | 57  | 58 | 59  | 60  |
| 61  | 62  | 63 | 64   | 65 | 66  | 67  | 68 |  | 70  |
| 71  | 72  | 73 | 74   | 75 | 76  |  | 78 | 79  | 80  |
| 81  | 82  | 83 | 84   | 85 |  | 87  | 88 | 89  | 90  |
|  | 92  | 93 | 94   | 95 | 96  | 97  | 98 | 99  | 100   |

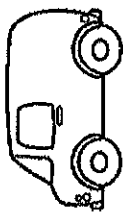
 =      =      =      =

 =      =      =      =

Name \_\_\_\_\_

Start at the bottom. Write the word that goes with the picture. Change one letter to make a new word that matches the picture. Color the pictures as directed.


**GREAT! YOU MADE IT!!**



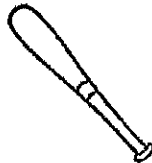
\_\_\_\_\_   
 Change 1 letter to make...



\_\_\_\_\_   
 Change 1 letter to make...



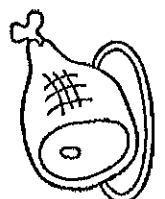
\_\_\_\_\_   
 Change 1 letter to make...



\_\_\_\_\_   
 Change 1 letter to make...



\_\_\_\_\_   
 Change 1 letter to make...



h \_\_\_\_\_

# Climb the Word Ladder

1

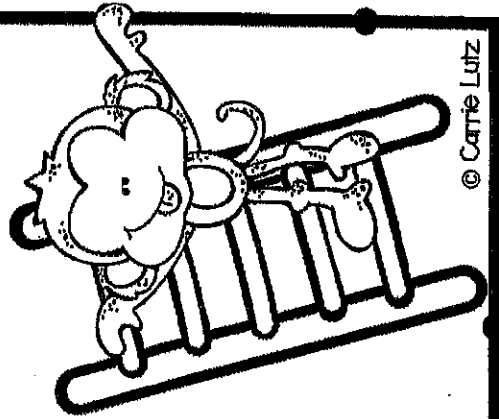
Short a

## Rhyming Words

Write the rhyming words from the word ladder.

|                                  |                                   |
|----------------------------------|-----------------------------------|
| Color Pictures Red<br><b>-at</b> | Color Pictures Blue<br><b>-an</b> |
|                                  |                                   |
|                                  |                                   |
|                                  |                                   |

|  |  |
|--|--|
| Color Pictures Yellow<br><b>Nothing Rhymes</b> |  |
|  |  |



Name: \_\_\_\_\_

TRACE IT

BUILD IT

BREAK IT APART

14

|  |  |  |  |  |  |  |  |  |  |
|--|--|--|--|--|--|--|--|--|--|
|  |  |  |  |  |  |  |  |  |  |
|  |  |  |  |  |  |  |  |  |  |

how many tens?  
\_\_\_\_\_  
how many ones?  
\_\_\_\_\_

12

|  |  |  |  |  |  |  |  |  |  |
|--|--|--|--|--|--|--|--|--|--|
|  |  |  |  |  |  |  |  |  |  |
|  |  |  |  |  |  |  |  |  |  |

how many tens?  
\_\_\_\_\_  
how many ones?  
\_\_\_\_\_

18

|  |  |  |  |  |  |  |  |  |  |
|--|--|--|--|--|--|--|--|--|--|
|  |  |  |  |  |  |  |  |  |  |
|  |  |  |  |  |  |  |  |  |  |

how many tens?  
\_\_\_\_\_  
how many ones?  
\_\_\_\_\_

11

|  |  |  |  |  |  |  |  |  |  |
|--|--|--|--|--|--|--|--|--|--|
|  |  |  |  |  |  |  |  |  |  |
|  |  |  |  |  |  |  |  |  |  |

how many tens?  
\_\_\_\_\_  
how many ones?  
\_\_\_\_\_

19




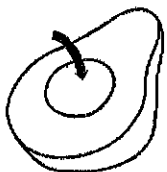
|  |  |  |  |  |  |  |  |  |  |
|--|--|--|--|--|--|--|--|--|--|
|  |  |  |  |  |  |  |  |  |  |
|  |  |  |  |  |  |  |  |  |  |

how many tens?  
\_\_\_\_\_  
how many ones?  
\_\_\_\_\_

Name \_\_\_\_\_

CVC Words

# Word Ladder




hut

START



# MISSING NUMBERS






Name: \_\_\_\_\_

|    |    |    |    |    |    |    |    |    |     |
|----|----|----|----|----|----|----|----|----|-----|
| 1  | 2  |    | 4  | 5  |    | 7  |    | 9  | 10  |
| 11 |    | 13 | 14 |    | 16 | 17 | 18 |    | 20  |
| 21 | 22 |    | 24 |    |    | 27 | 28 |    | 30  |
| 31 |    | 33 | 34 | 35 | 36 |    | 38 | 39 | 40  |
| 41 | 42 | 43 | 44 |    | 46 | 47 |    |    | 50  |
|    | 52 |    | 54 | 55 |    | 57 | 58 | 59 | 60  |
| 61 |    | 63 |    | 65 |    | 67 | 68 |    | 70  |
| 71 |    | 73 | 74 | 75 |    | 77 | 78 | 79 |     |
| 81 | 82 | 83 |    | 85 | 86 | 87 |    | 89 | 90  |
|    | 92 |    | 94 | 95 |    | 97 | 98 | 99 | 100 |

Name: \_\_\_\_\_

Cut out the pictures and put them in order.  
Answer the questions.



The men have a fox and a hen.

They are Ben the fox and Jen the hen.

Ben likes to sleep in his den.

And Jen likes to play with her ten chicks in the pen.




1. Jen is a \_\_\_\_\_ and \_\_\_\_\_ is a fox.

2. Where does Ben like to sleep?

in the den     on the sand     in the pen

3. How many chicks does Jen have?

two                       six                       ten



# SKIP COUNTING

Skip count by 2s, 5s, and 10s. Fill in the popsicles with the missing numbers.

2<sup>s</sup>

|   |   |  |   |  |    |  |    |
|---|---|--|---|--|----|--|----|
| 2 | 4 |  | 8 |  | 12 |  | 18 |
|---|---|--|---|--|----|--|----|

5<sup>s</sup>

|  |    |  |    |  |    |  |
|--|----|--|----|--|----|--|
|  | 10 |  | 25 |  | 40 |  |
|--|----|--|----|--|----|--|

10<sup>s</sup>

|  |    |    |  |    |  |    |
|--|----|----|--|----|--|----|
|  | 20 | 30 |  | 60 |  | 80 |
|--|----|----|--|----|--|----|

**-um**

# Yum! I Like Gum!

Yum! I like gum!

I like to chew gum.

I like to chew gum and hum.

My mum has gum.

She gives me some.

Yum! Yum!

I like to chew gum!



1. I like \_\_\_\_\_.

- plums
- gum
- buns

2. I like to chew and \_\_\_\_\_.

- run
- play
- hum

3. She gives me \_\_\_\_\_.

- some
- plums
- jam

4. Who has gum?

\_\_\_\_\_

.....

\_\_\_\_\_





Name \_\_\_\_\_

### What's Missing?

Find the missing number to make 10.

$$6 + \square = 10$$

$$\square + 7 = 10$$

$$5 + \square = 10$$

$$\square + 1 = 10$$

$$8 + \square = 10$$

$$\square + 5 = 10$$

$$3 + \square = 10$$


$$\square + 2 = 10$$

$$9 + \square = 10$$

$$\square + 0 = 10$$

$$4 + \square = 10$$

$$\square + 4 = 10$$



Name: \_\_\_\_\_

Cut out the Pictures and put them in order.  
Answer the questions.

|             |   |  |   |
|-------------|---|--|---|
|             |   |  |   |
| I am a cop. | I have a bunny. Its name is Pop. It loves to hop. | It has a top. It can hop over the top. | It has a mop. It can hop over the mop. Hop! Hop! Hop! |



1. What is the name of my bunny?

- Pop       Hop       Cop

2. What does my bunny love to do?

- to mop       to hop       to top

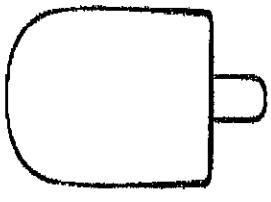
3. My bunny can hop over the top and the \_\_\_\_\_.



# ADDITION WITHIN 5

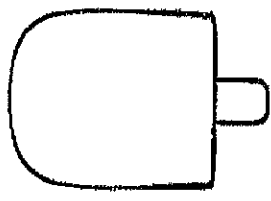
Find the Sum!

$$\begin{array}{r} 0 \\ + 1 \\ \hline \end{array}$$

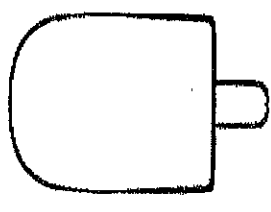


4

$$\begin{array}{r} 4 \\ + 1 \\ \hline \end{array}$$

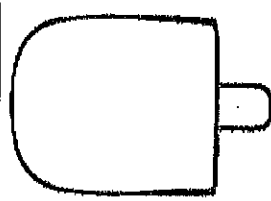


$$\begin{array}{r} 2 \\ + 3 \\ \hline \end{array}$$

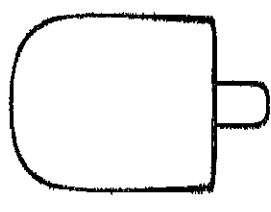


0

$$\begin{array}{r} 0 \\ + 3 \\ \hline \end{array}$$

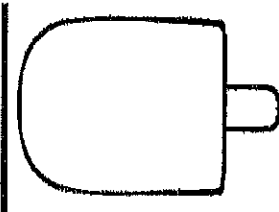


$$\begin{array}{r} 2 \\ + 0 \\ \hline \end{array}$$

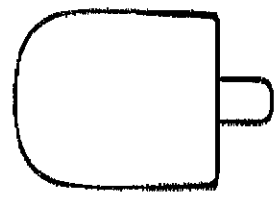


1

$$\begin{array}{r} 1 \\ + 2 \\ \hline \end{array}$$

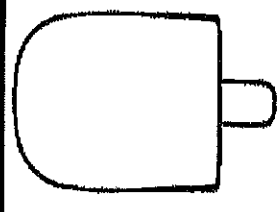


$$\begin{array}{r} 0 \\ + 5 \\ \hline \end{array}$$

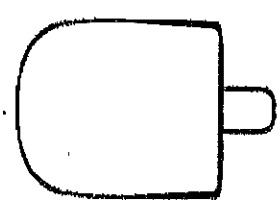


0

$$\begin{array}{r} 0 \\ + 2 \\ \hline \end{array}$$



$$\begin{array}{r} 2 \\ + 2 \\ \hline \end{array}$$



1

$$\begin{array}{r} 1 \\ + 3 \\ \hline \end{array}$$

